



CATALOGUE
2023

COMFORT
ENERGY EFFICIENT
SMART



CONTENTS

**ABOUT
COMPANY**

S PLUSZ K TECHNIK KFT.

PAGE 3

**Heat pump
PLANT
commercial**

PAGE 13

**Heat pump
TEGO pro**

PAGE 5

**Heating
boiler
ESPRO**

PAGE 17

**Heat pump
TEMI pro**

PAGE 9

ABOUT COMPANY

S+K TECHNIK

Company S PLUSZ K TECHNIK KFT. was founded in 2013.

In 2016, the company acquired a logistics center.

In 2018, S PLUSZ K TECHNIK KFT. was made a decision to introduce a new product into our assortment - electric boilers for heating.

In the same year, the design department of our company developed and tested an assortment of TEN electric boilers.

In 2019, we released the first series of heating electric boilers of our own production.

Every quarter, we study the needs of the heating and air conditioning market, and our project department creates the best solutions for these needs.

In 2021-2022, we directed all our efforts to the development of extremely energy-efficient heat pumps. Having created an optimal project solution, we turned to Midea Group LTD, as the most experienced manufacturer of air conditioning equipment, to create our product together.

In 2023, our perfect set of TEKNIX heat pumps finally appeared.

TEGO pro, PLANT and TEMI pro are three types of heat pumps that cover needs to suit all tastes.

STRONG PARTHERSHIP



10 YEARS OF EXPERIENCE

IN THE HEATING MARKET

ONE STEP AHEAD

Our company has a design bureau for the development of heating equipment. In 2023, the range of electric boilers includes already 10 models and 3 types of heating pumps, that were designed for different heating needs.

ALL PRODUCTS ARE CERTIFIED



FOCUS ON ECOLOGICAL PRODUCTS

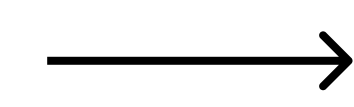

In the heat pumps we use refrigerant R32. The GWP of R32 is only 32% compared with R410a, and as a result, the refrigerant charging volume is decreased and we will reduce at least 75% of CO₂ eq (Carbon Dioxide Equivalent).



Heat pump

TEGO pro

SPLIT SYSTEM



Split system is a separate heat pump system consisting of two units: an external compressor-condenser unit and an internal evaporative one. The outdoor unit is usually mounted outside the building.



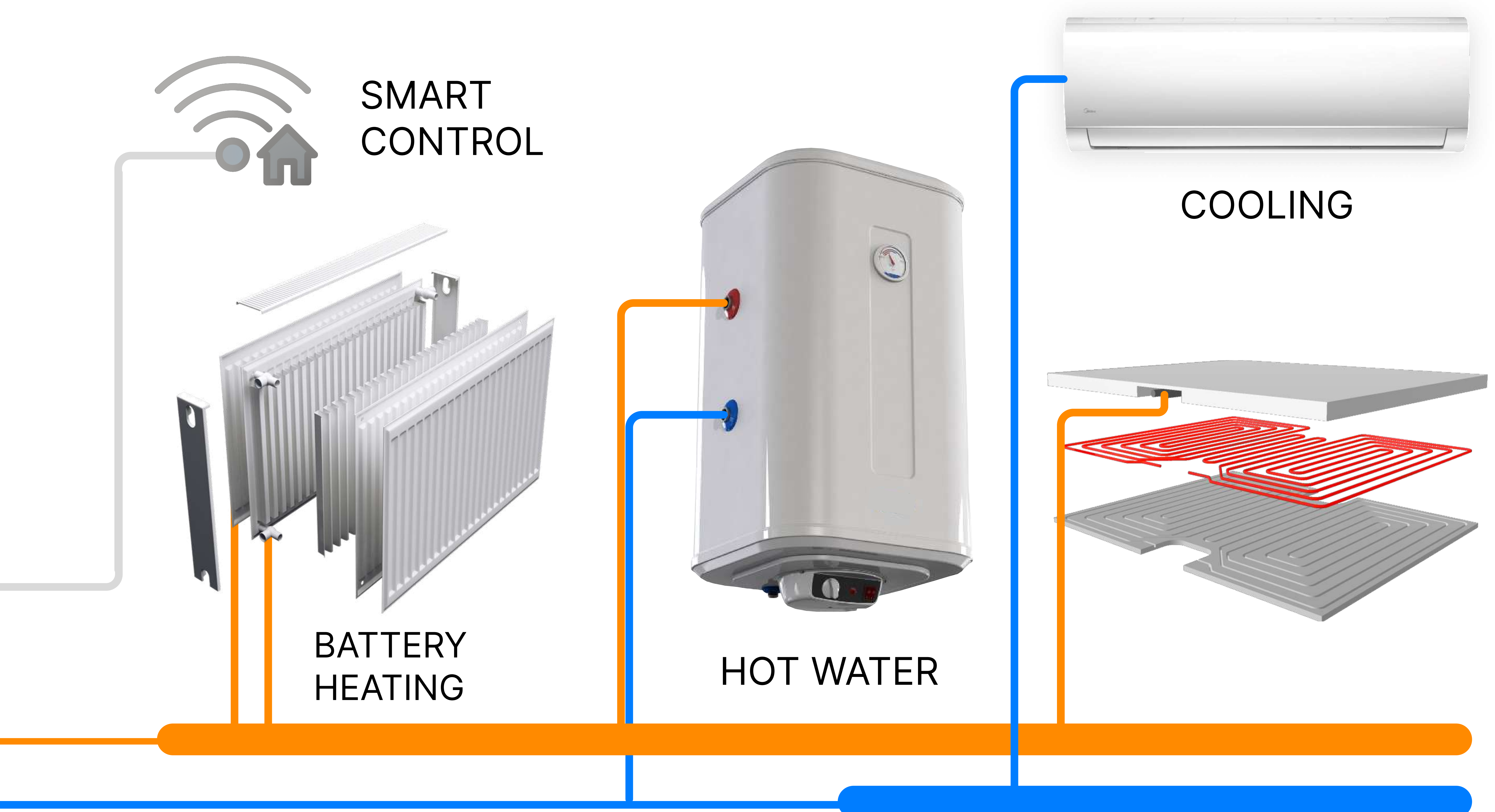
WE USE MITSUBISHI COMPRESSOR

Mitsubishi is the leader compressor manufacturer, which produces environmentally friendly inverter compressors. We use it in all our heat pumps, except PLANT series.

APP CONTROL & WIRED CONTROLLER

Flexible operation and more comfort. You can program the settings in a way that is convenient for you. Use the controller that comes with the kit or the mobile application that needs to be installed on your smartphone.

ONE SYSTEM TO COVER ALL YOUR CLIMATE NEEDS



4 TIMES MORE EFFICIENT HEATING

Heat pumps are very effective at providing heat, even in cold temperatures. They can provide up to four times more heat energy than the electrical energy they consume.

STRUCTURE INNOVATION



THINNEST!

270mm - thinnest size in industry for indoor unit, which is ideal transformation plan for gas burner and convenient for replacing.

EXTREMELY SILENT

Single fan compact structure design for big capacity with lower noise. Two level of silent mode provides more comfort. Silent mode minimum sound power level 53dB.



35°C

A+++

A++

55°C

POWERFUL HEATING WITH HIGH EFFICIENCY

Operation range down to -25°C
Maximum LWT reach 65°C
Single point maximum COP 5.20

INVERTER SYSTEM DESIGN

All the units are equipped with DC compressor, DC fan motor, DC pump, which allows precise control of motor speed, ensuring that only the power necessary to perfectly match the real load is used and energy saving.

SPECIFICATIONS

TEGO Outdoor unit		TEGO-CH/ AH3-4AYA-1/32-T	TEGO-CH/ AH3-6AYA-1/32-T	TEGO-CH/ AH3-8AYA-1/32-T	TEGO-CH/ AH3-10AYA-1/32-T	TEGO-CH/ AH3-12AYA-1/32-T	TEGO-CH/ AH9-14AYA-1/32-T	TEGO-CH/ AH9-16AYA-1/32-T	TEGO-CH/ AH3-12AYA-3/32-T	TEGO-CH/ AH9-14AYA-3/32-T	TEGO-CH/ AH9-16AYA-3/32-T
TEGO Indoor unit		IUG-AP-FH32-T		IUG-BP-FH32-T		IUG-CP-FH32-T					
Heating ¹	Capacity, kW	4.25	6.20	8.30	10.0	12.1	14.5	16.0	12.1	14.5	16.0
	Rated input, kW	0.82	1.24	1.60	2.00	2.44	3.09	3.56	2.44	3.09	3.56
	COP	5.20	5.00	5.20	5.00	4.95	4.70	4.50	4.95	4.70	4.50
Heating ²	Capacity, kW	4.35	6.35	8.20	10.0	12.3	14.2	16.0	12.3	14.2	16.0
	Rated input, kW	1.14	1.69	2.08	2.63	3.24	3.89	4.44	3.24	3.89	4.44
	COP	3.80	3.75	3.95	3.80	3.80	3.65	3.60	3.80	3.65	3.60
Heating ³	Capacity, kW	4.40	6.00	7.50	9.50	12.0	13.8	16.0	12.0	13.8	16.0
	Rated input, kW	1.49	2.00	2.36	3.06	3.87	4.60	5.52	3.87	4.60	5.52
	COP	2.95	3.00	3.18	3.10	3.10	3.00	2.90	3.10	3.00	2.90
Cooling ⁴	Capacity, kW	4.50	6.55	8.40	10.00	12.00	13.50	14.90	12.00	13.50	14.90
	Rated input, kW	0.81	1.34	1.66	2.08	3.00	3.75	4.38	3.00	3.75	4.38
	EER	5.55	4.90	5.05	4.80	4.00	3.60	3.40	4.00	3.60	3.40
Cooling ⁵	Capacity, kW	4.70	7.00	7.40	8.20	11.6	12.7	14.0	11.6	12.7	14.0
	Rated input, kW	1.36	2.33	2.19	2.48	4.22	4.98	5.71	4.22	4.98	5.71
	EER	3.45	3.00	3.38	3.30	2.75	2.55	2.45	2.75	2.55	2.45

TEGO Outdoor unit

Power supply, V/Ph/Hz	220-240/1/50						380-415/3/50					
Refrigerant	Type(GWP)	R32(675)										
	Charged volume, kg	1.50			1.65			1.84				
Sound power Level ⁶ , dB(A)	56	58	59	60	64	65	68	64	65	68		
Unit/packing dimension (W×H×D)	1008×712×426 / 1065×800×485				1118×865×523 / 1180×890×560							
Net/Gross weight, kg	58/64		77/88			96/110			112/125			
Outdoor air temperature range	Cooling, °C	-5~43										
	Heating, °C	-25~35										
	DHW	-25~43										

TEGO Indoor unit

Unit/packing dimension (W×H×D)	420×790×270 / 525×1050×360										
Net/Gross weight, kg	37/43					39/45					
Max. pump head, m	9										
Sound power level, dB(A)	38			42			43				
Backup E-heater ⁶	Optional, kW	3/9									
	Capacity steps	1/3									
	Power supply, V/Ph/Hz	3kW	220-240/1/50								
	9kW	380-415/3/50									
Water outlet temperature range	Cooling, °C	5~25									
	Heating, °C	25~65									
	DHW (tank)	30~60									

Notes:

1. Evaporator air in 7°C, 85% R.H., Condenser water in/out 30/35°C
2. Evaporator air in 7°C, 85% R.H., Condenser water in/out 40/45°C
3. Evaporator air in 7°C, 85% R.H., Condenser water in/out 47/55°C
4. Condenser air in 35°C. Evaporator water in/out 23/18°C
5. Condenser air in 35°C. Evaporator water in/out 12/7°C
6. For three phase type backup electric heater, 3/6kW can be achieved by changing DIP switch when hydronic box is equipped with 9kW

Heat pump

TEMI pro

MONO TYPE



Built-in hydraulic kit, integrated design. Mono is a type of heat pump implementation when the entire system is assembled in the outside unit, it is used to reduce the area occupied by the pump, simplify assembly by the end user, and provide an aesthetic design.

HIGH EFFICIENCY AND WIDE OPERATING RANGE

From -25°C to +35°C for Heating, -5°C~46°C for cooling
DC inverter technology to guarantee optimal operational
reliability and efficiency. Offers heating capacity of 80% at
-7°C thanks to the large heat exchanger and large
compressor. Built-in backup electric heater for additional
heating during extremely cold weather.

TEMI pro is an integrated air to water heat pump system which is one-stop solution for space heating, space cooling and domestic hot water. The outdoor heat pump system extracts heat from the outdoor air and transfers this heat through refrigerant piping to the plate heat exchanger in the hydronic system.

EASY INSTALLATION AND EASY MAINTENANCE

All hydronic components are located within the outdoor unit. Refrigerant system entirely contained within outdoor unit - no additional refrigerant piping required. Compact structure, easy for transportation and installation. Two-door design for easy access to internal components for easy maintenance.



SPECIFICATIONS

TEMI pro		TEMI-CH/AH3/40U-YA1/32-T	TEMI-CH/AH3/60U-YA1/32-T	TEMI-CH/AH3/80U-YA1/32-T	TEMI-CH/AH3/100U-YA1/32-T	TEMI-CH/AH3/120U-YA1/32-T	TEMI-CH/AH9/140U-YA1/32-T	TEMI-CH/AH9/160U-YA1/32-T	TEMI-CH/AH3/120U-YA3/32-T	TEMI-CH/AH9/140U-YA3/32-T	TEMI-CH/AH9/160U-YA3/32-T	
Heating ¹	Capacity, kW	4.20	6.35	8.40	10.0	12.1	14.5	15.9	12.1	14.5	15.9	
	Rated input, kW	0.82	1.28	1.63	2.02	2.44	3.15	3.53	2.44	3.15	3.53	
	COP	5.10	4.95	5.15	4.95	4.95	4.60	4.50	4.95	4.60	4.50	
Heating ²	Capacity, kW	4.30	6.30	8.10	10.0	12.3	14.1	16.0	12.3	14.1	16.0	
	Rated input, kW	1.13	1.70	2.10	2.67	3.32	3.92	4.57	3.32	3.92	4.57	
	COP	3.80	3.70	3.85	3.75	3.70	3.60	3.50	3.70	3.60	3.50	
Heating ³	Capacity, kW	4.40	6.00	7.50	9.50	11.9	13.8	16.0	11.9	13.8	16.0	
	Rated input, kW	1.49	2.03	2.36	3.06	3.90	4.68	5.61	3.90	4.68	5.61	
	COP	2.95	2.95	3.18	3.10	3.05	2.95	2.85	3.05	2.95	2.85	
Cooling ⁴	Capacity, kW	4.50	6.50	8.30	9.90	12.00	13.50	14.90	12.00	13.50	14.90	
	Rated input, kW	0.82	1.35	1.64	2.18	3.04	3.75	4.38	3.04	3.75	4.38	
	EER	5.50	4.80	5.05	4.55	3.95	3.60	3.40	3.95	3.60	3.40	
Cooling ⁵	Capacity, kW	4.70	7.00	7.45	8.20	11.5	12.4	14.0	11.50	12.4	14.0	
	Rated input, kW	1.36	2.33	2.22	2.52	4.18	4.96	5.60	4.18	4.96	5.60	
	EER	3.45	3.00	3.35	3.25	2.75	2.50	2.50	2.75	2.50	2.50	
Power supply, V/Ph/Hz		220-240/1/50						380-415/3/50				
Refrigerant	Type(GWP)	R32(675)										
	Charged volume, kg	1.40			1.40			1.75				
Sound power Level ⁶ , dB(A)		55	58	59	60	65	65	68	65	65	68	
Unit/packing dimension (W×H×D)		1295×792×429 / 1375×965×475			1385×945×526 / 1465×1120×560							
Net/Gross weight, kg		98/121		121/148			144/170			160/188		
Outdoor air temperature range	Cooling, °C	-5~43										
	Heating, °C	-25~35										
	DHW	-25~43										
LWT setting range	Cooling, °C	5~25										
	Heating, °C	25~65										
	DHW	30~60										
Max. pump head, m		9										
Water piping connection, mm		R1"				R5/4"						
Backup E-heater ⁶	Optional, kW	3			3/9							
	Capacity steps	1			1/3							
	Power supply, V/Ph/Hz	3kW			220-240/1/50							
	9kW	380-415/3/50										

Notes:

1. Evaporator air in 7°C, 85% R.H., Condenser water in/out 30/35°C
2. Evaporator air in 7°C, 85% R.H., Condenser water in/out 40/45°C
3. Evaporator air in 7°C, 85% R.H., Condenser water in/out 47/55°C
4. Condenser air in 35°C. Evaporator water in/out 23/18°C
5. Condenser air in 35°C. Evaporator water in/out 12/7°C
6. For three phase type backup electric heater, 3/6kW can be achieved by changing DIP switch when hydronic box is equipped with 9kW

TEMI pro		TEMI-CH/AH9/180U-YA3/32-T	TEMI-CH/AH9/220U-YA3/32-T	TEMI-CH/AH9/260U-YA3/32-T	TEMI-CH/AH9/300U-YA3/32-T
Heating ¹	Capacity, kW	18.00	22.00	26.00	30.10
	Rated input, kW	3.83	5.00	6.37	7.70
	COP	4.70	4.40	4.08	3.91
Heating ²	Capacity, kW	18.00	22.00	26.00	30.00
	Rated input, kW	5.14	6.47	8.39	10.35
	COP	3.50	3.40	3.10	2.90
Heating ³	Capacity, kW	18.00	22.00	26.00	30.00
	Rated input, kW	6.55	8.30	10.61	13.04
	COP	2.75	2.65	2.45	2.30
Cooling ⁴	Capacity, kW	18.50	23.00	27.00	31.00
	Rated input, kW	3.90	5.00	6.28	7.75
	EER	4.75	4.60	4.30	4.00
Cooling ⁵	Capacity, kW	17.00	21.00	26.00	29.50
	Rated input, kW	5.57	7.12	9.63	11.57
	EER	3.05	2.95	2.70	2.55
Power supply, V/Ph/Hz		380-415/3/50			
Refrigerant	Type(GWP)	R32(675)			
	Charged volume, kg	5,0			
Sound power Level ⁶ , dB(A)		71	73	75	77
Unit/packing dimension (W×H×D)		1129×1558×528 / 1220×1735×565			
Net/Gross weight, kg		177/206			
Outdoor air temperature range	Cooling, °C	-5~46			
	Heating, °C	-25~35			
	DHW	-25~43			

Notes:

1. Evaporator air in 7°C, 85% R.H., Condenser water in/out 30/35°C
2. Evaporator air in 7°C, 85% R.H., Condenser water in/out 40/45°C
3. Evaporator air in 7°C, 85% R.H., Condenser water in/out 47/55°C
4. Condenser air in 35°C. Evaporator water in/out 23/18°C
5. Condenser air in 35°C. Evaporator water in/out 12/7°C
6. For three phase type backup electric heater, 3/6kW can be achieved by changing DIP switch when hydronic box is equipped with 9kW

Heat pump

PLANT

COMMERCIAL SERIES



Our PLANT Series is ideal for a diverse range of commercial scenarios, like hospital, school, hotel, etc. The refrigerant cooling IPM technology will also ensure that its heating performance is not only efficient, but extremely safe and stable.

WORKS IN DIFFERENT WEATHER CONDITIONS

From -20°C to +48°C, in strong winds, and has an intelligent equipment protection system.


5 YEARS WARRANTY FOR COMPRESSOR

HITACHI COMPRESSOR


DHV MODE

PLANT SERIES CASCADING OPERATION

The maximum volume of the heating area is 28,800 m², due to the possibility of placing up to 16 units in a single controlled system in a cascade.



STRUCTURE INNOVATION



System can be integrated into an existing gas heating system. Does not require a significant expansion of the allocated capacity.

In the event of an emergency power outage, it is possible to convert gas into electricity from the existing gas line.

HIGH HEATING ENERGY EFFICIENCY

High performance fin-coil type heat exchanger is adopted at air side. High efficiency tube-in-tube heat exchanger. Direct heating type HPWH can supply hot water at a stable temperature. Tube-in-tube heat exchanger is adopted by directing heating products.

REMOTE CONTROL

The heat pump has programming functions for weeks ahead, intelligent protection functions. Optimized fan blade edge by CFD programs with analyzing air pressure distribution.

SPECIFICATIONS

PLANT commercial	TP- CAP75/332A-T	TP- CAP90/332A-T	TP- CAP140/332A-T	TP- CAP180/332A-T	TP-CAP75- PT/332A-T	TP-CAP90- PT/332A-T	TP-CAP140- PT/332A-T	TP-CAP180- PT/332A-T
POWER INDEX, kW	75	90	140	180	75	90	140	180
COP	3,6	3,8	3,3	3,9	3,6	3,8	3,3	3,9
CIRCULATION PUMP	no pump				with pump & tank			
Power Supply, Ph/V/Hz	380-415/3/50							
NET WEIGHT, kg	440	635	670	1400	475	686	746	1500
GROSS WEIGHT, kg	450	650	700	1420	485	700	776	1520
UNIT/PACKING DIMENSION (W×H×D), MM	2000x960x1770/ 2085x1030x1890	2220x1135x2315/ 2250x1180x2445	2220x1135x2300/ 2250x1180x2445	2220x2752x2413/ 2245x2810x2446	2000x960x1770/ 2085x1030x1890	2220x1135x2315/ 2250x1180x2445	2220x1135x2300/ 2250x1180x2445	2220x2752x2413/ 2245x2810x2446


Notes:

1. Evaporator air in 7°C, 85% R.H., Condenser water in/out 30/35°C

Electric heating boiler

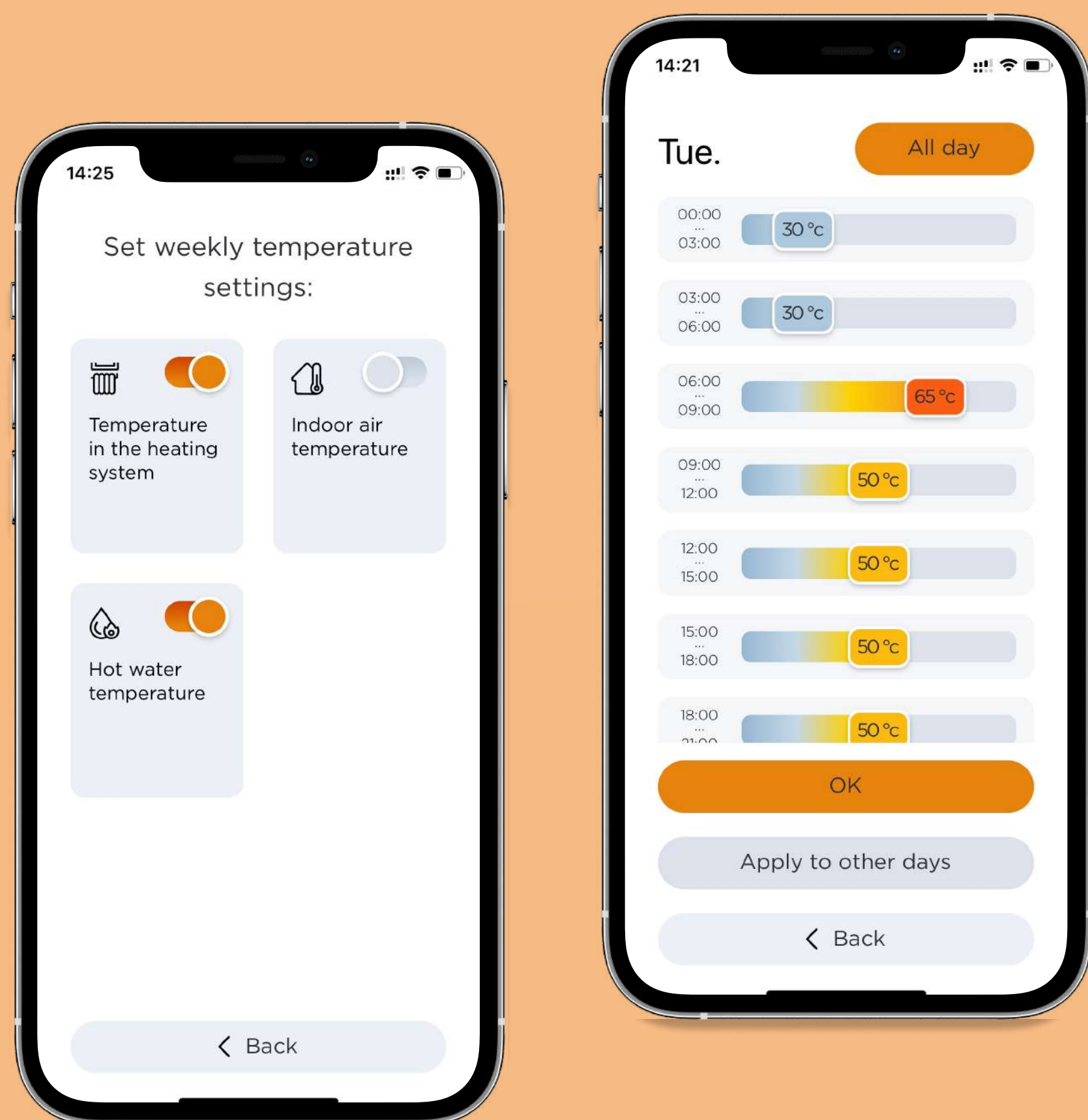
ESPRO

SINGLE AND CASCADE



ESPRO series are smart single-circuit boilers with power range 4.5 – 18 kW designed as an universal heat source for heating and hot water supply in residential and office spaces. Efficiency of the electric boiler is 99%.

TEKNIX SMART BOILER

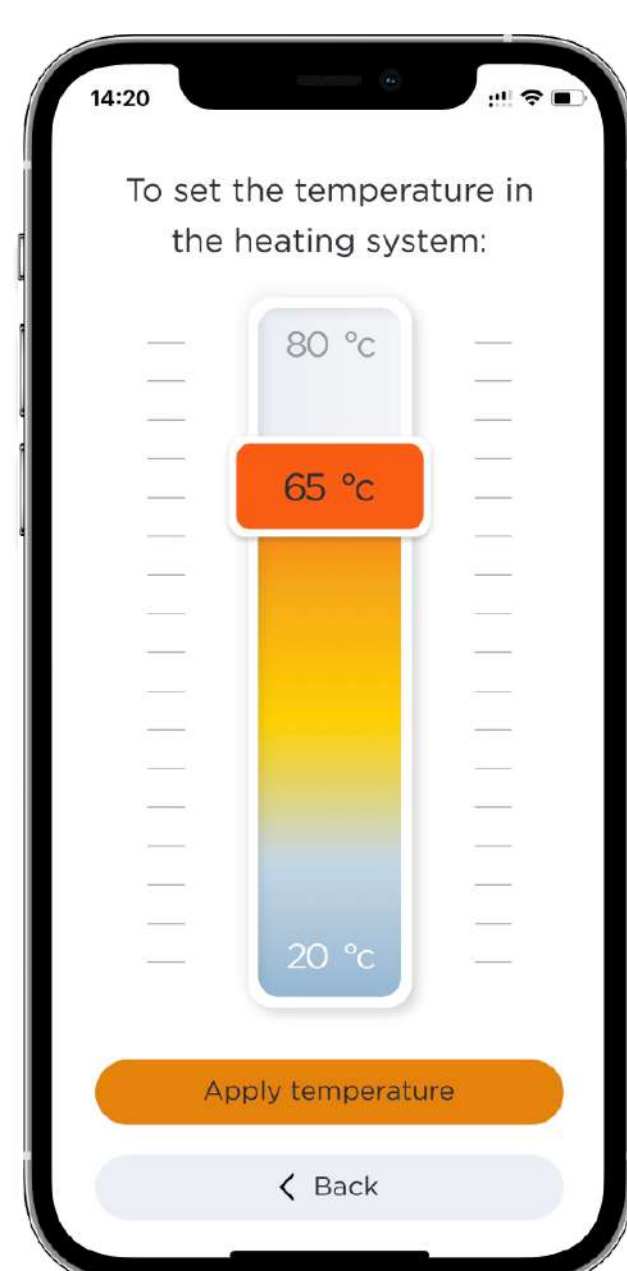


WEEKLY PROGRAMMER

This tab allows you to set a comfortable temperature in the house and hot water for each day of the week with a breakdown of 3 hours.

The user has the opportunity to choose working and weekend days.

TEMPERATURE SETTING



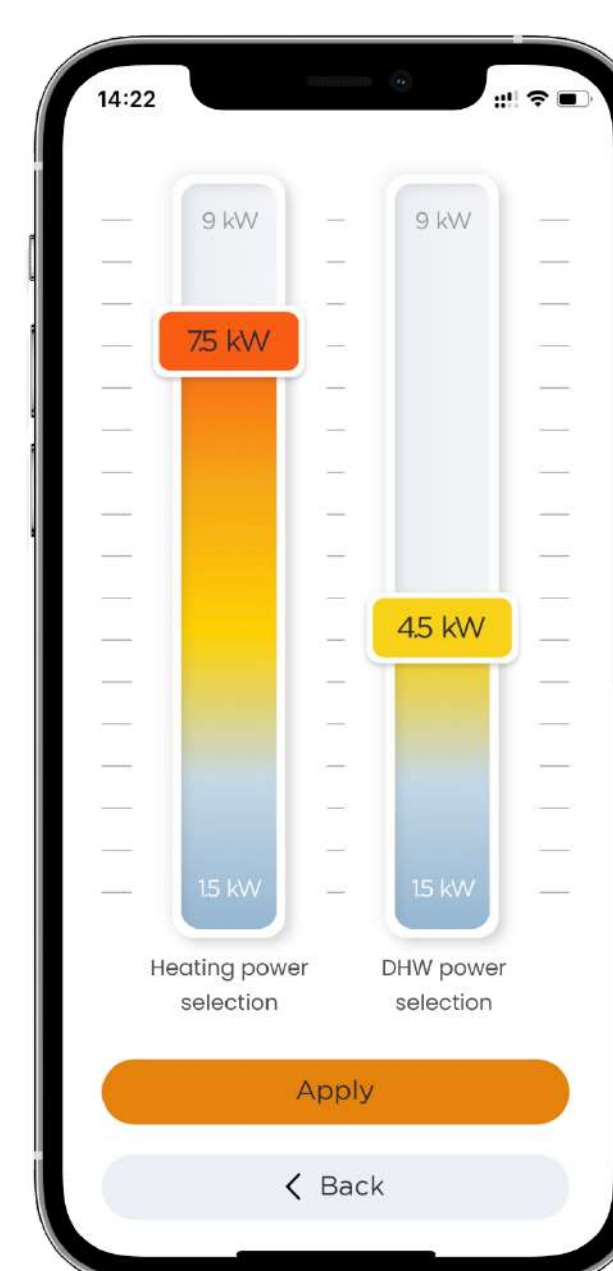
By temperature heat

With the slider it is possible to make the temperature higher or lower to create comfortable conditions in the room.

By air temperature in the room

An alternative is to adjust the temperature in the room, thanks to the NTC sensor which is included in a copper set.

PRIORITY CONSUMER



Priority consumer function allows the boiler to automatically reduce the pressure of its work in order to avoid potential fluctuations in house power system, in case when other electric devices (e.g. microwave oven, hair dryer, kettle, etc.) are working in a house.

ALL SECURITY SYSTEMS AVAILABLE

- Antifreeze function
- Antilegionella function
- Sensors of air and water temperature
- User protection from electric shock
- Safety valve with leakage and overpressure protection

MORE OPTIONS WITH TEKNIX ESPRO

ESPRO MAY BE EASILY CONVERTED TO DOUBLE-CIRCUIT BOILER

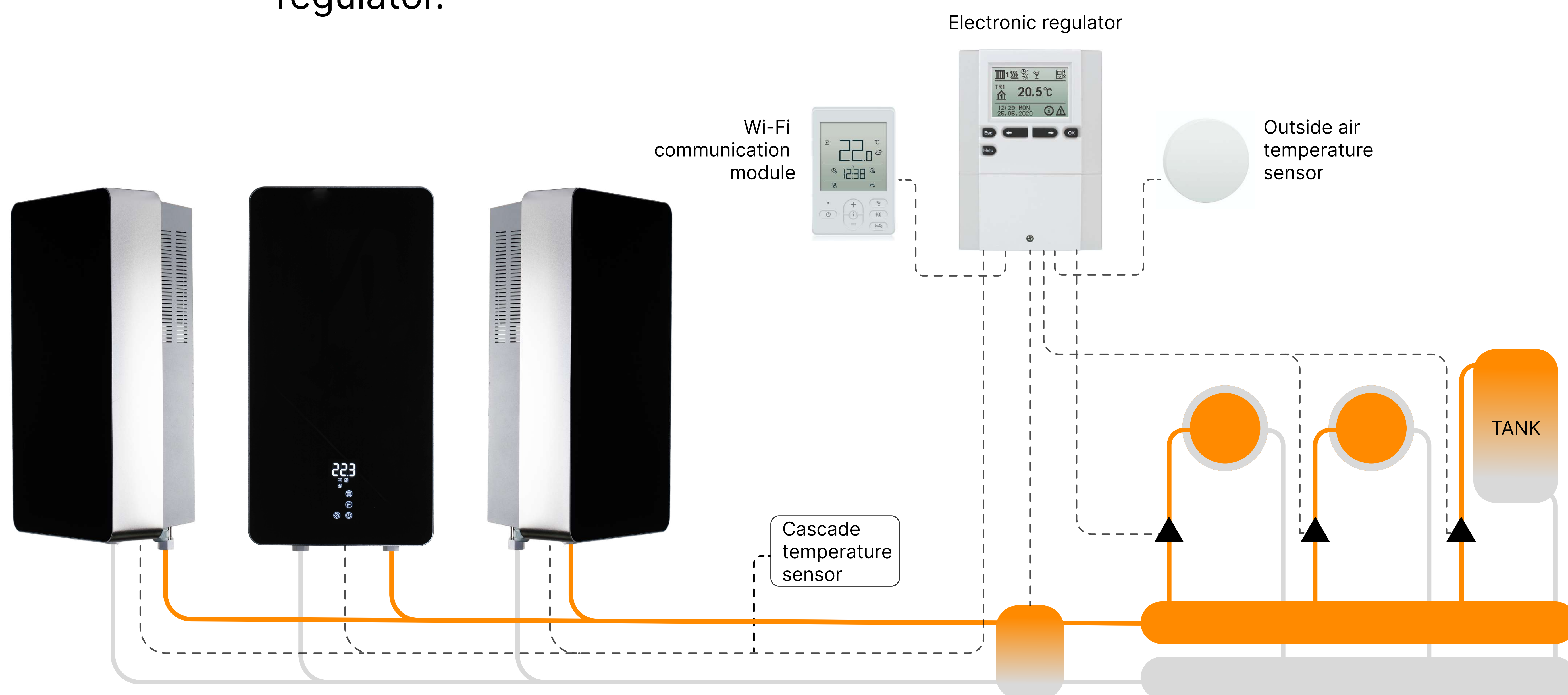


Thanks to FUGAS hydraulic kit, boiler ESPRO and a boiler for hot water (tank in tank) in pairs provide significant energy savings up to 25%.

UP TO 540 M²

USE CONTROLLER MEIBES TO CASCADE 3 BOILERS ESPRO

The system of cascade regulator allows to connect up to 3 boilers in a single network that allows to control temperature in different parts of the facility through convenient software. It is possible to use several different types of heating boilers (gas, electric, etc.) in a single network, depending on the model of regulator.



SPECIFICATIONS

Parametres description		ESPRO 4.5	ESPRO 6	ESPRO 7.5	ESPRO 9	ESPRO 12	ESPRO 15	ESPRO 18
Power consumption, kW		4.6	6.1	7.6	9.1	12.1	15.1	18.1
Coefficient of performance, %		99						
Mains voltage, V		380 (1X220)± 10%			380 ± 10%			
Mains frequency, Hz		50						
Type of mines priming systems		TN-C-S / TN-S						
Current consumption, A	At three-phase inclusion	7	9	11	14	18	23	23
	At single-phase inclusion	20,5	27	34	-	-	-	-
Recommended circuit breaker current, A	At three-phase inclusion	10	16	16	16	20	25	32
	At single-phase inclusion	25	32	40	-	-	-	-
Recommended cable cross-section with copper core, mm ²	At three-phase inclusion (L+N+PE)	5 × 1.5	5 × 2	5 × 2.5	5 × 2.5	5 × 4	5 × 6	5 × 6
	At single-phase inclusion (L+N+PE)	3 × 4	3 × 4	3 × 6	-	-	-	-
Number of heating elements, power: pcs x kW		6 × 0.75	6 × 1	6 × 1.25	6 × 1.5	6 × 2	6 × 2.5	6 × 3
Operating pressure range, bar		0.14 - 1.5						
Maximum pressure, bar		3.0						
Coolant temperature control range, °C		From + 30 to + 80						
Maximum coolant temperature, °C		+80						
Range of regulation of temperature of air indoors on the sensor which is included °C		from +10 to + 26						
Range of regulation of temperature of hot water in a boiler of indirect heating °C		from +30 to + 60						
Type of water circulation pump		WILO Para 15/6						
Pump power, W		3 - 43						
Emergency thermostat operation temperature °C		+ 105						
The mimimum flow of water through the boiler, l/min		3.7						
The volume of the expansion tank		6						
Excess pressure of the expansion tank, bar		1.0						
Overall dimensions, mm		• width • depth		• 375 • 248		• 744		
Boiler weight without coolant, kg		23			24			
Connecting size		G3/3						
Degree of protection		IP30						
Characteristics of the Wi-Fi module		<ul style="list-style-type: none"> • 802.11 standart, 2.4 GHz • mode of operation of the STA client, • AP access point, - recommended router range 2.4 GHz 						

OUR SERVICE

Training program for sales and service department

We have a special program and video guides for users and installers

Hotline with our technical support for our partners



Responds within 1 hour



Available in WhatsApp

Waranty conditions

We have clear and simple installation and operating instructions for the longest warranty

Compensation of spare parts

Compensation of spare parts is provided after confirmation of every warranty case

Exclusive software

Our central service has exclusive software that allows you to replace failed or buggy software in unforeseen cases

TEKNIX.PRO

